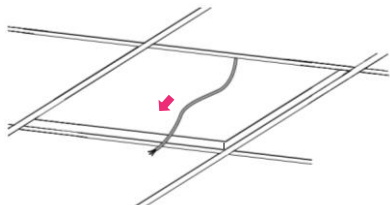


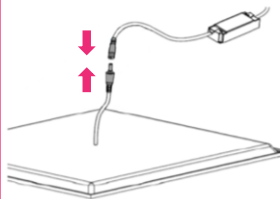
Installation Instructions

Series 11


1. Ensure power is off before starting. Remove ceiling tile. Feed through mains cable & wire to driver.



2. Connect Panel to driver using twist lock connector.



3. Push luminaire into ceiling void



4. Power on.

